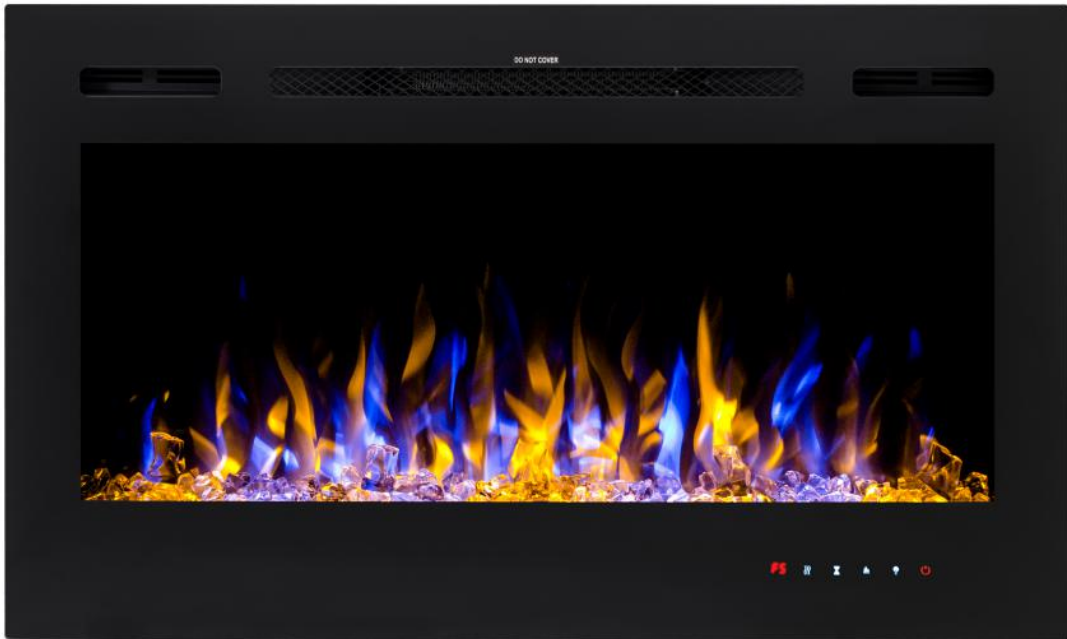


# PRODUCT SPECIFICATION SHEET



## Product Figure Descriptions:

- 36" Wall Mounted & Wall Recessed Electric fireplace
- Two levels heating functions, first step heating 750W, Second step heating 1500W
- Five levels flame brightness adjustment
- Equipped with electronic timer from 0.5-8 hours
- Multiple **THREE** Colors LED lights for flame decoration
- Operate with both remote control or touch-on control panel
- High quality decorative crystals, pebbles, log-set for ember decoration
- With Black glossy high end tempered glass panel
- Air for heating blows out from front
- Product equipped with over heat production safety device
- Installation hardware kits are included
- Suitable for 400 Square feet room space

# Product Presentation & Model# BG-36 ( Touch Panel )




1500W



Adjustable flame



0.5-7.5H



Control Panel



ON/OFF



Orange color flame effect



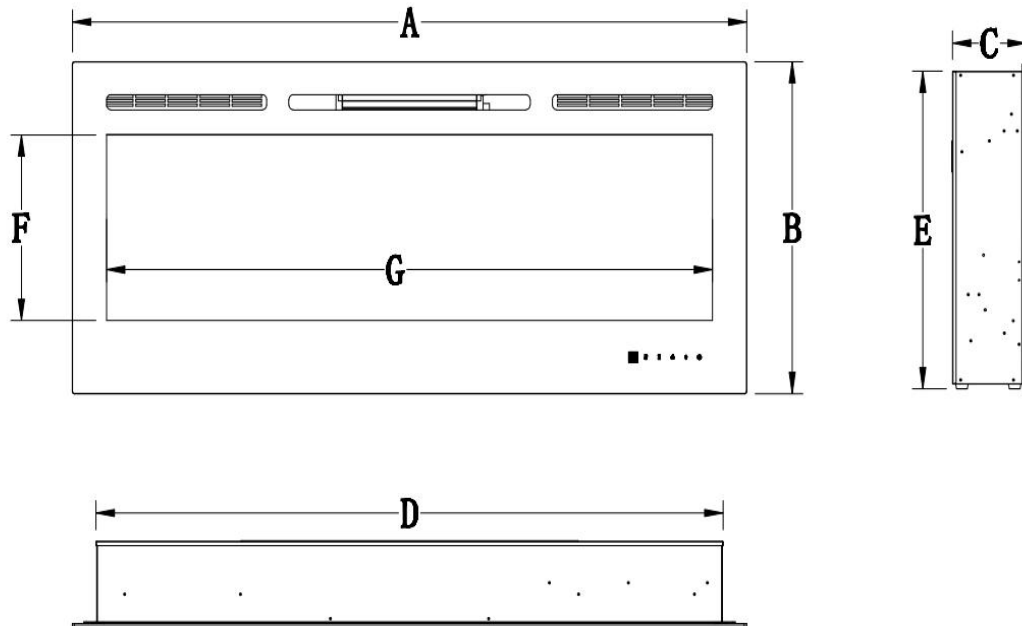
Blue color flame effect



Orange & Blue colors mixed flame effect


- ◆ FOB port:Shanghai
- ◆ Voltage: 120V 60Hz
- ◆ Heater (Watts): 750W/1500W
- ◆ Product size (L x W x H): **See Below Chart**
  
- ◆ Wall mounted /Recessed electric fireplace
- ◆ Both used as wall mounted and recessed
- ◆ Two levels heating functions
- ◆ Four levels flame brightness adjustment
- ◆ Electric Timer from 0.5-8 hours
- ◆ Both operated with remote control + **Touch panel**
- ◆ With overheat protection device
- ◆ With 3 colors multiple LED lights for flame effect
- ◆ Logset, Pebbles or Crystals embers
- ◆ Wall bracket is included
  
- ◆ Production Lead-time:30 days
- ◆ Packing method:Neutral packing

# PRODUCT SPECIFICATION SHEET



PRODUCT DIMENSIONS							
Model Number	A	B	C	D	E	F	G
<b>BG-36B</b>	36" 91.5cm	21.46" 54.4cm	5.51" 14cm	32.48" 82.5cm	20.51" 52.1cm	12" 30.5cm	30.91" 78.5cm

## Product Parameter:

<b>Voltage:</b>	120V~		<b>Heat area</b>	Up 400 sqft
<b>Frequency:</b>	60Hz		<b>Media decoration</b>	Log-set, Pebbles, Crystals
<b>Low Heat:</b>	750W (2500BTU)		<b>Remote control</b>	Yes
<b>High Heat:</b>	1500W (5110BTU)		<b>Touch panel control</b>	Yes
<b>Product Color:</b>	Black		<b>Wall bracket</b>	Yes
<b>Flame Color:</b>	3 Colors		<b>Hardware Kit:</b>	Yes
<b>Flame Brightness:</b>	5 Levels		<b>Carton Size:</b>	1005x225x655mm
<b>Timer setting:</b>	0.5-7.5Hours		Certificate	<b>Net / Gross Weight:</b>